

JD 18 Bn  
Market Cap.

-5.97%  
Cap. % (YTD)

-6.62%  
Index % (YTD)

Research & Studies Department  
E-mail : Researchdept@Ahlibank.com.jo

Corporate Finance Department  
E-mail : Corporatefinance@Ahlibank.com.jo

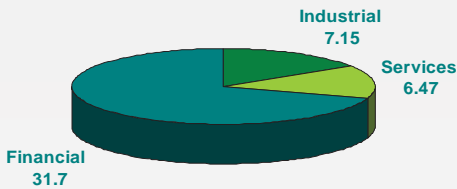
Index	Closing	Previous	Change (Points)	% Change
ASE Index ▲	2023.31	1995.47	27.84	1.4%

### Amman Stock Exchange (ASE) Market Information - Weekly Reading

Traded Value (JD)	Chg. (JD)	% Chg.	Traded Volume (Shares)	Chg. (Shares)	% Chg.
45,293,763	-1,363,823	-2.92%	52,182,265	204,573	0.39%

### Amman Stock Exchange (ASE) Market Information - Weekly Reading

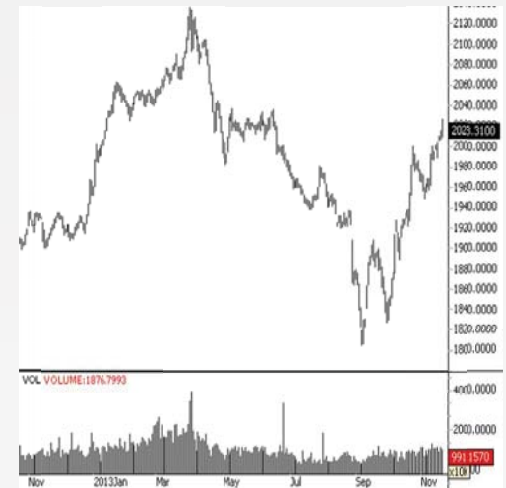
#### Weekly Traded Value by Sector /JD Mn



#### Sector Performance

Sector Index	% Chg.	Index Closing (Points)
Financial ▲	2.18%	2,629.32
Services ▲	0.98%	1,626.25
Industrial ▼	-0.26%	1,962.46

#### ASE-Index (YTD)



#### Most Traded Companies

Company Symbol	Close	Traded Value (JD)
SPIC	0.82	6,526,509
JNTH	2.25	3,719,400
ARBK	7.97	2,377,161

#### Most Active Companies

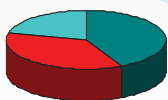
Company Symbol	Close	Traded Shares
SPIC	0.82	8,108,964
DARA	0.51	3,534,139
MSFT	0.77	2,673,296

#### Trade by Nationality Type

Nationality	Sell		Buy		Net Inver
	Securities	Market Value	Securities	Market Value	
Jordanian	10,635,452	9,242,261.07	10,388,283	8,449,071.96	-793,189.11 ▼
Arab	698,078	668,829.74	822,768	874,639.01	205,809.27 ▲
Foreign	143,040	417,863.45	265,519	1,005,243.29	587,379.84 ▲
Total	11,476,570	10,328,954.26	11,476,570		

#### ASE Market Breadth

71 Gainers  
60 Decliners  
35 Unchanged



#### Top ASE Decliners

Company	Symbol	Close	% Chg.
Arab Center For Pharmaceuticals & Chemicals Industries	APHC	0.77	-20%
Alshamekha For Realestate & Financial Investments	VFED	0.76	-12%
Jordanian Expatriates Investment Holding	JEIH	0.78	-9%
The Mediterranean & Gulf Insurance [ Jordan ]	MDGF	0.94	-9%

#### Top ASE Gainers

Company	Symbol	Close	% Chg.
Pearl Sanitary Paper Converting	PERL	2.14	125%
Northen Cement	NCCO	2.71	37%
National Steel Industry	NAST	0.85	23%
Al-amal Financial Inv.	AMAL	1.13	19%

## Market Sentiment : ASE General Index Inclines During the Week

ASE's General index concluded the week's trading sessions at 2023.31 points thus recording an incline of 1.4% compared to last week's closing which came at 1995.47 points. Meanwhile, the daily average of trading value decreased by 1.8% during the week settling at JD9.16 million compared to JD9.33 million recorded last week. On the other hand, 71 shares managed to uplift their closing prices opposed to the decline of 60 shares out of 166 traded shares.

## Corporate News:

Winter Valley Tourism Investment (WIVA): ASE announced listing the company's JD552,974 capital increase shares as of 14/11/2013.

Al-Janoub Filters Manufacturing (AJFM): The Jordanian Securities Commission suspended trading with the company's shares as of 20/11/2013.

United Group Holdings (UGHI): ASE announced listing the company's JD50 million shares in the second market as of 25/11/2013.

## Disclaimer:

The trading and financial related data contained in this report has been obtained from sources considered by Jordan Ahli Bank to be reliable in all material respects. However, the accuracy, fairness and completeness thereof are not guaranteed by Jordan Ahli Bank and its employees and its third-party suppliers shall have no liability for errors or omissions with respect to the services or its delivery, regardless of the cause or source of such error or omission. This is not an invitation to buy or sell stocks traded in Amman Stock Exchange. The purpose of this report is to provide information and analysis related to Amman Stock Exchange and assist investors to obtain information to support their decisions. The reader should not make any investment decision solely based on the information contained in this report and he/she should consult with his/her investment advisor before investing. This report is a copyright of Jordan Ahli Bank and should not be reproduced or distributed partially or fully in any shape or form without the written consent of Jordan Ahli Bank.

## Other Reports:

- Market Reports (Weekly, Monthly, Yearly)
- Hit and Run Reports
- Company outlook Reports
- Sectorial Reports
- Economic Reports
- Company Equity Reports

## Contact Us:

Lina N. Bakhit  
Deputy C.E.O./Deputy G.M  
Head of Ahli for Capital Markets & Investments Group  
E-mail: Lina.bakhit@ahlibank.com.jo  
Tel.: +962-6-4649529

Majed Hejab  
Executive Manager  
Head of Investment Banking  
E-mail: Majed.Hejab@ahlibank.com.jo  
Tel.: +962-6-5689861/2 + /5689857

### Research & Studies

Rabe Al-Bataineh  
Head of Research & Studies  
E-mail: Researchdept@ahlibank.com.jo  
Tel.: +962-6-5689854 / Ext: 17

Murad Hijazeen  
Investment Analyst  
E-mail: Murad.Hjazeen@ahlibank.com.jo  
Tel.: +962-6-5689854 / Ext: 28

Jamil Al-Turk  
Research Analyst  
E-mail: Jamil.Al-turk@ahlibank.com.jo  
Tel.: +962-6-5689854 / Ext: 18

Ahli Brokerage Company  
E-mail: info@ahlibrokerage.com  
Tel.: +962-6-5624362